
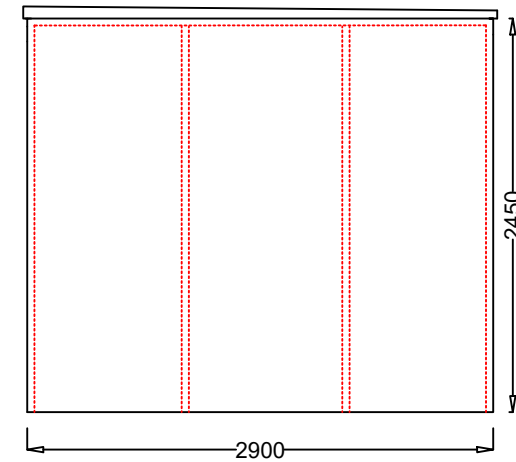
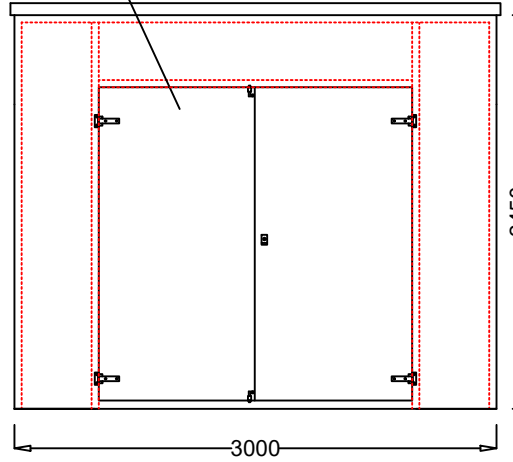
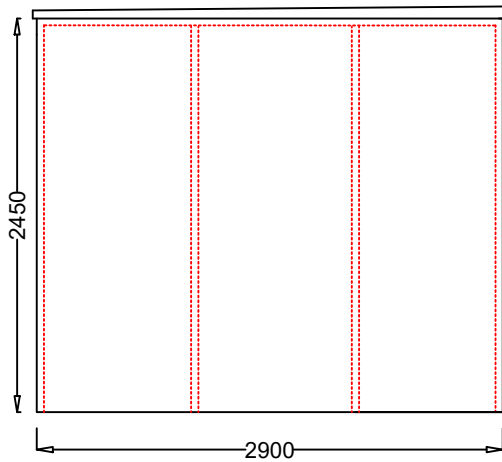


Clear Internal Dimensions - 2800mm x 2700mm x 2450mm

- 1No. Double door (2000mm W x 2000mm H)
- 4No. St/St Hinges
- 1No. Yale type Lock
- 2No. Shoot Bolts
- 1No. Compression Seal
- 1No. Aluminium Cill Protector



Adept GRP Ltd
 Tel: 01269 843355
 Tel: 01269 832189
 Fax: 01269 844324
 Unit 4, Heathfield Industrial Estate,
 Thornhill Rd, Cwmgwili, Crosshands
 SA14 6PT

Company: ADEPT GRP Ltd

Contact: Vernon Phillips

Scheme Title: VR20

Drawn: Dan Phillips

Date: 09.10.18

Checked:

External Colour - BS or RAL

Approx. Weight = 760KG

"U" Value = 2.2 W/sq.m/degC

Wall Construction: 12mm Ply Core & 50mm x 70mm Battens
 Roof Construction: 12mm Ply Core & 50mm x 90mm Battens
 Battens positioned at no more than 1m centres.

Drawing No. VR20

Job No. VR20

Rev: