



FINISH AND COLOUR				
FINISH COLOUR REF. CODE	EXTERNAL	INTERNAL	ROOF	DOOR(S)
	SEMI GLOSS TBC	WHITE	SEMI GLOSS TBC	SEMI GLOSS TBC

PARTS LIST				
ITEM	DESCRIPTION	QTY.	COMMENTS	
PANELS	WALL PANELS	4		
ROOF	ROOF PANEL	1		
FLOOR	FULLY ENCAPSULATED SINGLE SKIN	1		
A	DOUBLE DOOR	1	1730W x 1330H	
B	STAINLESS STEEL HINGERS	4		
C	SELECTED LOCK TYPE	1		
D	SPRING TOWER BOLTS	2		

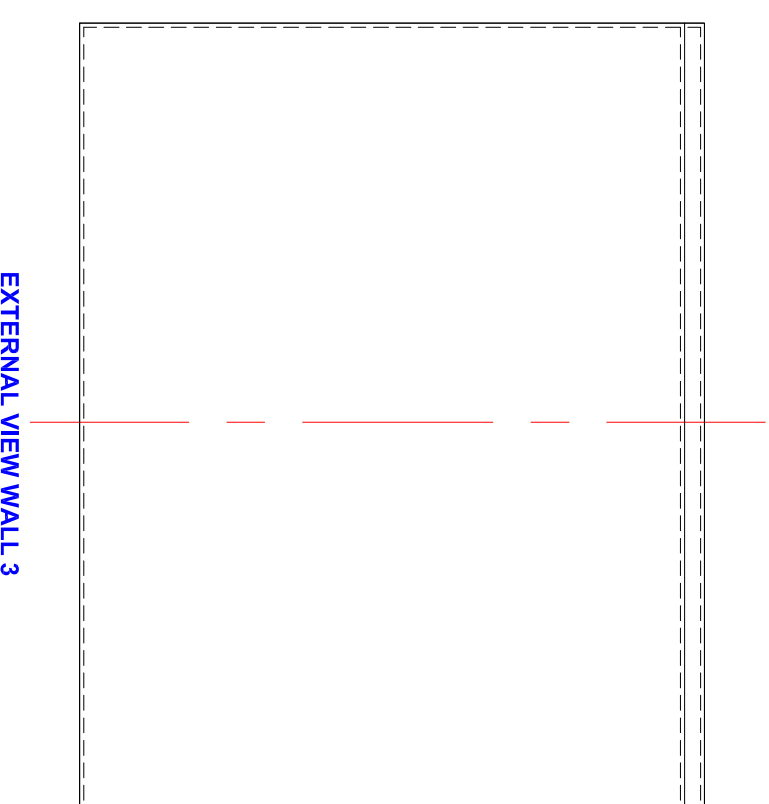
**MANUFACTURING INFORMATION**

WALLS: GRP\_900CSM  
 ROOF: GRP\_900CSM  
 BUILD TYPE: READY BUILT  
 BASE: 100mm FIXING FLANGE

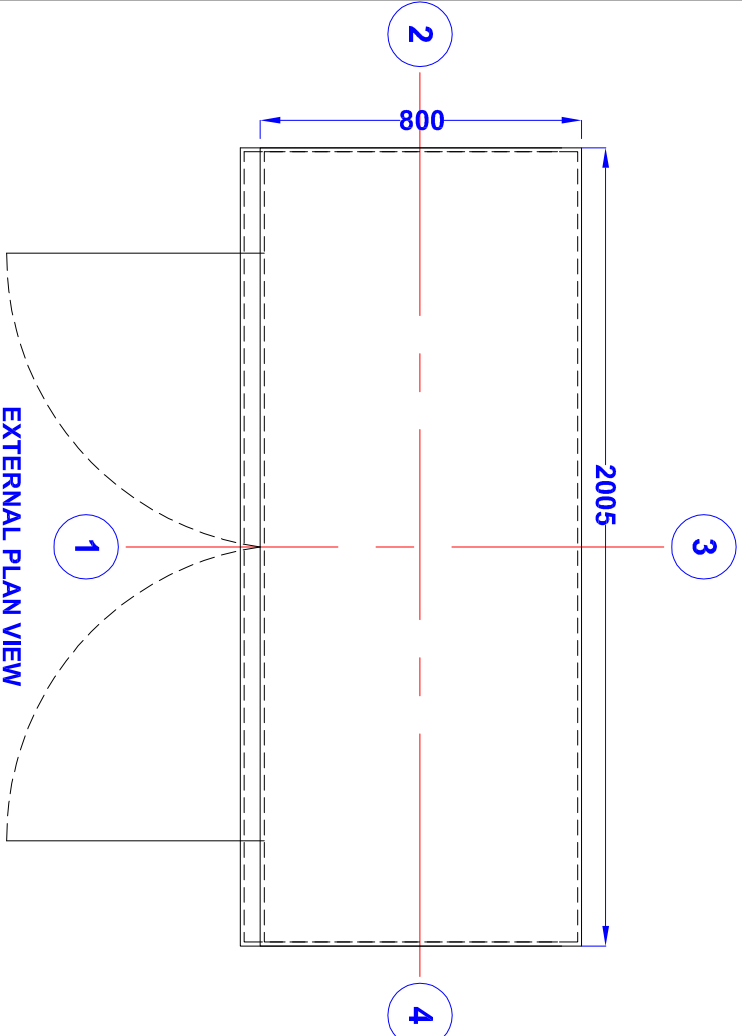
REVISION HISTORY			
REV.	DATE	DESCRIPTION	BY
A	18/05	REVIEW	VP

**CLIENT OPTIONS**

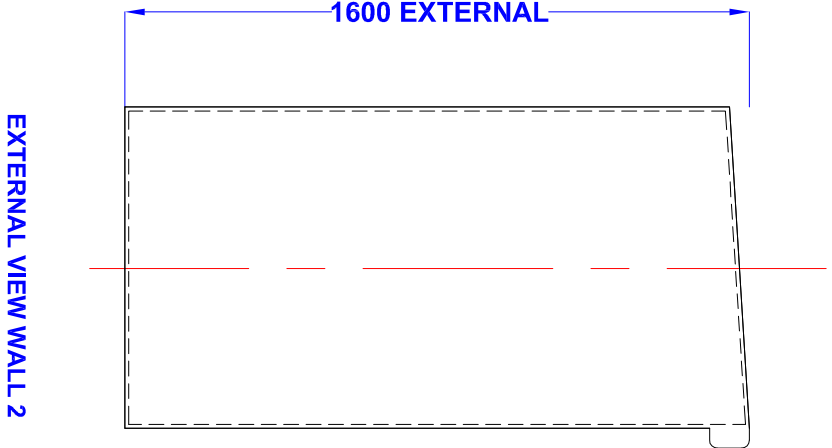
ENCAPSULATED MOUNTING BOARDS.  
 YALE TYPE LOCK.  
 HASP AND STAPLE.  
 COMPRESSION LOCKS.  
 VENTILATION.  
 CABLE ENTRY FLAPS.  
 LIGHTING.  
 HEATING.  
 OPEN BASE WITH FIXING FLANGE.  
 CLOSED / SEALED GRP BASE.  
 RANGE OF COLOURS.



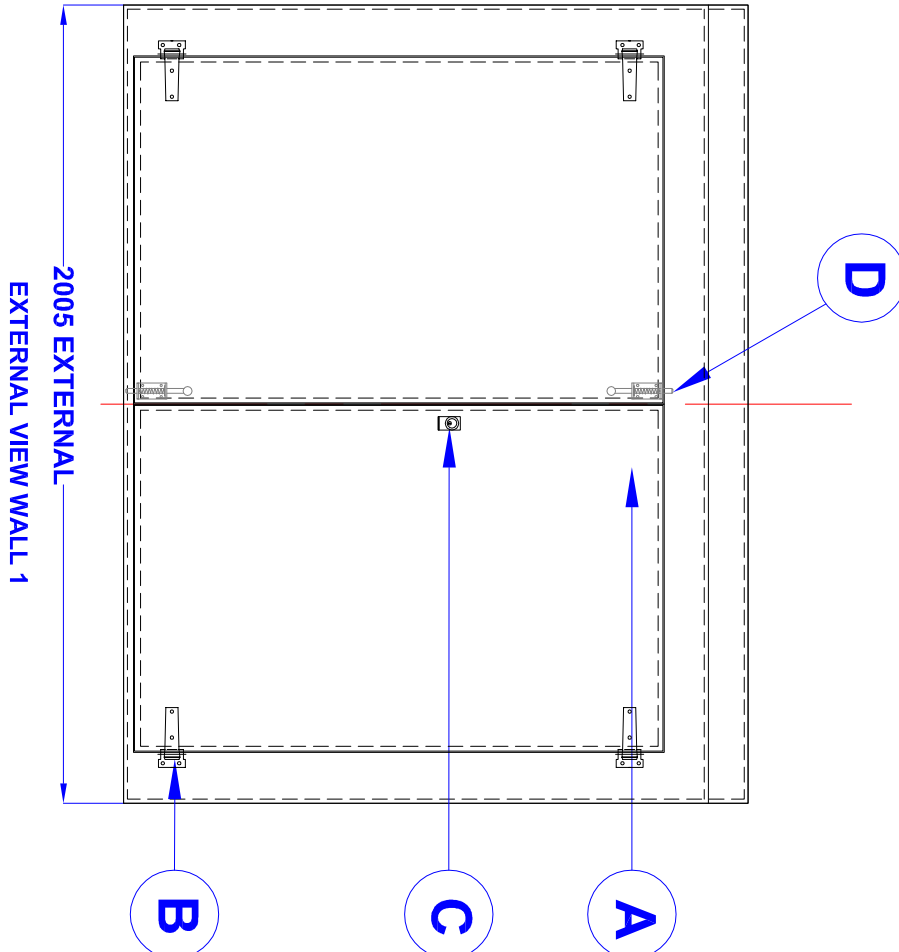
EXTERNAL VIEW WALL 3




EXTERNAL PLAN VIEW



EXTERNAL VIEW WALL 2



EXTERNAL VIEW WALL 1



EXTERNAL VIEW WALL 4

GENERAL TOLERANCE  
 OVERALL +/- 5mm

DIMENSIONS IN mm  
 NOT TO SCALE

CLIENT  
 ADEPT ENGINEERING

DETAILS  
 ROAD SIDE RANGE TYPE 12  
 V.PHILLIPS  
 18/05/07  
 DRAWING NUMBER  
 0012A